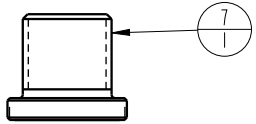


TIGHTEN TO
5 FT-LB / 7 Nm
TORQUE.



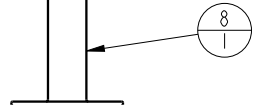
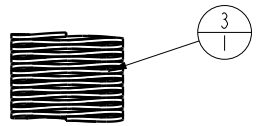
APPLY ANTI-SEIZE
TO THREADS

SPACER/NOSE O-RING REPLACEMENT

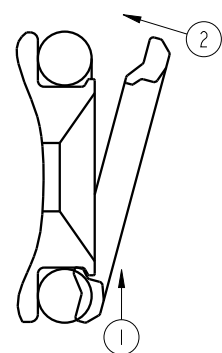
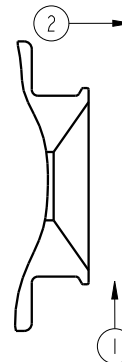
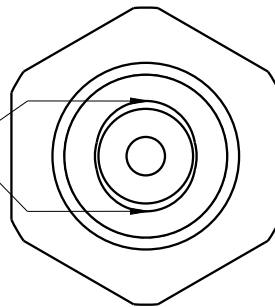
STEP 2

STEP 3: REMOVAL

STEP 5: INSTALLATION




ELLIPTICAL
LIPS




BODY
NON-REPLACEMENT
PART

TIGHTEN TO
15 FT-LB / 20 Nm
TORQUE.

1. REMOVE NOSE O-RING.
2. LOCATE ELLIPTICAL SHAPED LIPS ON NOSE. USE A LOUPE OR MAGNIFYING GLASS IF NECESSARY, SEE STEP 2 DIAGRAM ABOVE.
3. REMOVE SPACER BY FIRST SHIFTING THE SPACER IN THE DIRECTION OF ARROW 1 IN THE STEP 3 DIAGRAM, THEN ROTATE IT OFF THE OPPOSITE LIP IN THE DIRECTION OF ARROW 2 IN THE STEP 3 DIAGRAM.
4. REPLACE THE O-RING.
5. HOOK THE SPACER ID OVER ONE LIP PUSHING IN THE DIRECTION OF ARROW 1 IN THE STEP 5 DIAGRAM, THEN TIP THE SPACER OVER THE OPPOSITE LIP ONTO THE BODY IN THE DIRECTION OF ARROW 2 IN THE STEP 5 DIAGRAM, COMPRESSING THE O-RING.



INSTALL
NOSE O-RING
BEFORE SPACER



NOTES:
1. APPLY LUBRICANT TO ALL SEALS
PRIOR TO INSTALLATION.
2. DO NOT USE SILICONE TYPE LUBRICANTS.

| NO | QTY | PART NO | DESCRIPTION | STD SEAL KIT | SPRING KIT |
|-----|-----|----------|--|--------------|------------|
| 1 | 1 | 21420030 | NUT, HEX JAM, 3/8-24 | | |
| 2 | 1 | 23050059 | SNAP RING, INTERNAL | | X |
| 3 | 1 | 23370101 | SPRING, WAVE, .465 x .018, 17-7 | | X |
| 4 | 1 | 39000070 | O-RING, (-904) | X | |
| 5 | 1 | 39051004 | O-RING, (-010) | X | |
| 6 | 1 | 87044316 | SPACER, IP-SEQ, SAE4 | X | |
| 7 | 1 | 87044320 | ADJUSTER, SPRING, IP-SEQ, 1500PSI, BLUE | | |
| 8 | 1 | 87044330 | GUIDE, SPRING, IP-SEQ, SAE4/G1/8, HP | | X |
| N/A | N/A | 60701611 | KIT, SEAL, ASSY, IP-SEQ, SAE 4 | NOTED | N/A |
| N/A | N/A | 61704303 | KIT, SPRING, IP-SEQ, SAE 1500PSI/G1/8 100BAR | N/A | NOTED |

PARTS LIST



VEKTEK, INC.
1334 E. SIXTH AVE. P.O. BOX 625
EMPORIA, KS. 66801 U.S.A.

ASSEMBLIES AFFECTED
70-4437-11

PARTS LIST, ASSY, IP-SEQ, SAE 4, .580, 1500PSI

| | | | | |
|---------|------------------------|--|------------|---------|
| C | 5749 | RELEASE | NPETERS | 7/29/25 |
| REV | IN ACCORDANCE WITH ECN | EFFECTIVE DATE | REVISED BY | DATE |
| DRW BY: | JDW | DRAWING STATUS: Released | | |
| DATE: | 10/16/18 | PRODUCTION APPROVED FOR RELEASED STATUS ONLY | | |

SIZE
A
PL7031

REV
C

FORM FEG035_PL_ASIZE, REV. B

SHEET 1 OF 1